Treatment and outcomes of severe Neuropsychiatric Lupus and Neuro-Sjögren manifestations – a two-center experience

[1]Peter Korsten, [1]Marlene Plüß, [2]Stefanie Glaubitz, [3]Ala Jamous, [1]Radovan Vasko, [2]Bettina Göricke, [4]Silvia Piantoni

[1]Department of Nephrology and Rheumatology, University Medical Center Göttingen [2]Department of Neurology, University Medical Center Göttingen [3]Department of Neuroradiology, University Medical Center Göttingen [4]Rheumatology and Clinical Immunology Unit, ASST Spedali Civili and University of Brescia

UNIVERSITÄTSMEDIZIN GÖTTINGEN UMG

INTRODUCTION

Neuropsychiatric manifestations (NPSLE) are associated with increased mortality and can be particularly difficult to treat. Severe manifestations include movement disorders and longitudinally extensive transverse myelitis (LETM), which are very rare and can also occur in primary Sjögren's syndrome (pSS).

METHODS

Two center retrospective cohort study

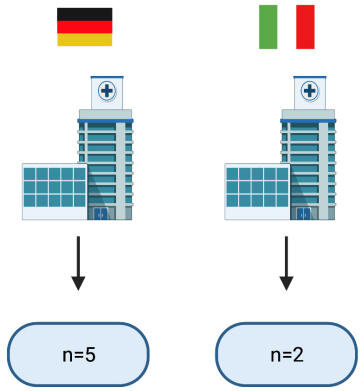

RESULTS

1

- Age 26 (16-55) years
- 5/7 Females (71.4%)
- 3/7 Asians (42.9%), 4/7 Caucasians (57.1%)
- 6/7 SLE (85.7%), 1/7 pSS (14.3%)
- Disease duration 15 (2-228) months

Figure 1. *Baseline characteristics of the patients. *data are expressed as n/%*

2

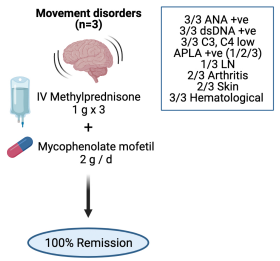

Figure 2. *Treatment and outcome of patients with movement disorders.*

3

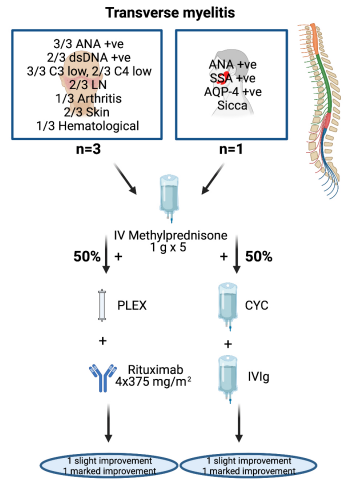

Figure 3. *Treatment and outcome of patients with transverse myelitis.*

4

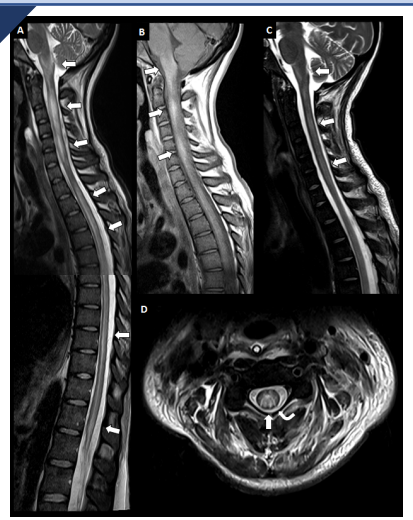

Figure 4. *MRI with LETM (A) showing improvement after treatment (C).*

CONCLUSIONS

- Movement disorders (chorea) and LETM are very rare NPSLE/pSS manifestations
- Outcome was favourable for choreathetosis
- Despite intense and varying treatments, LETM improved only in 50%
- Treatment strategies need improvement

FURTHER INFORMATION

References

1. Chiganer EH *et. al.* JCR 2020
2. Carrion-Barbera I *et al.* Autoimmun Rev 2021

Contact information:

Dr Peter Korsten
Department of Nephrology and Rheumatology
University Medical Center Göttingen, Göttingen, Germany
peter.korsten@med.uni-goettingen.de

@pekor002

Figures were created with BioRender.com